
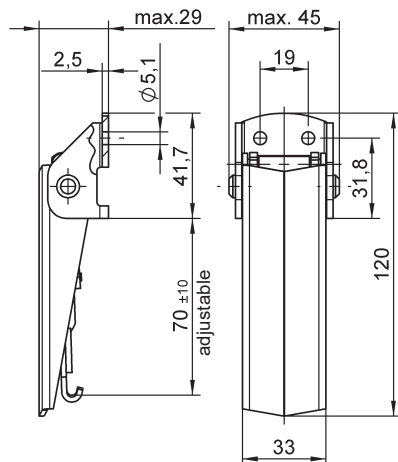

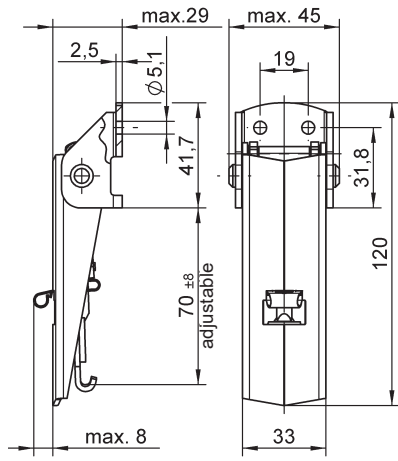


Max. tensile strength 6.000 N, working load max. 4.200 N, see footnotes.

Adjustable drawhook

Available with secondary lock, hasp and lift spring


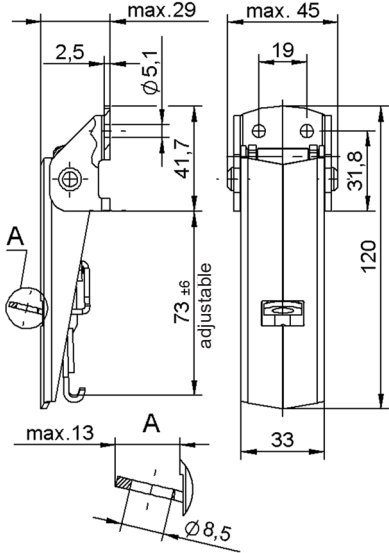
Style	Dimensions	Materials / Finish	Mounting Type ¹⁾	D	Part No.
		Steel / zinc-plated, CrVI-free, clear passivation ²⁾	N	5,1	V18L01-1-1AA
		Stainless steel ³⁾	N	5,1	V18L01-1-1BF
		Stainless steel ³⁾	S	-	V18L01-1-2BF
With secondary lock 		Steel / zinc-plated, CrVI-free, clear passivation ²⁾	N	5,1	V18L01-1X1AA
		Stainless steel ³⁾	N	5,1	V18L01-1X1BF
		Stainless steel ³⁾	S	-	V18L01-1X2BF

¹⁾ Mounting type:

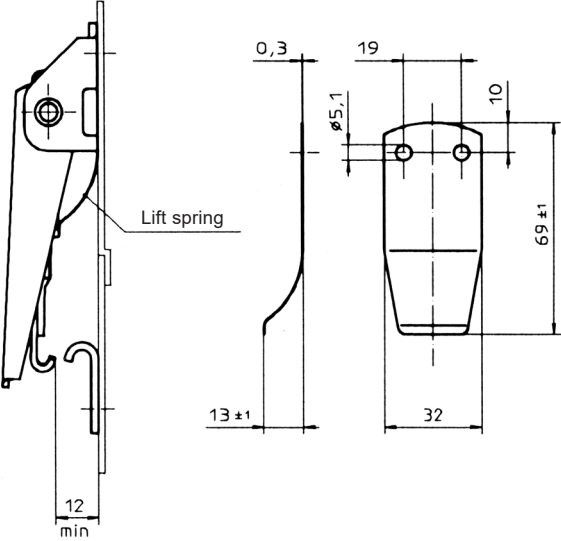
S = Without holes, for welding

²⁾ Max. tensile strength: 6.000 N with V18L13-1-1AA strike, working load 4.200 N.


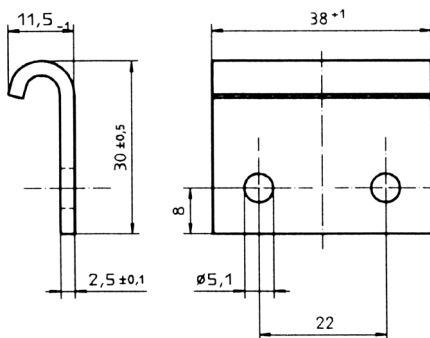

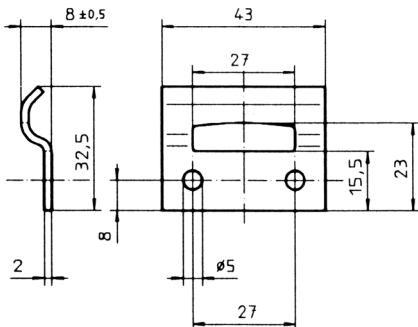
³⁾ Max. tensile strength: 4.600 N with V18L13-1-*BF or 1449L07-1BP strike, working load 3.100 N.

Style	Dimensions	Materials / Finish	Mounting Type ¹⁾	D	Part No.
<p>Hasp</p> 		Steel / zinc-plated, CrVI-free, clear passivation ²⁾	N	5,1	V18L01-1Y1AA

Accessories

Dimensions	Materials / Finish	Mounting Type ¹⁾	D	Part No.
<p>Lift spring</p> 	Stainless steel	N	5,1	V18L45-1BP

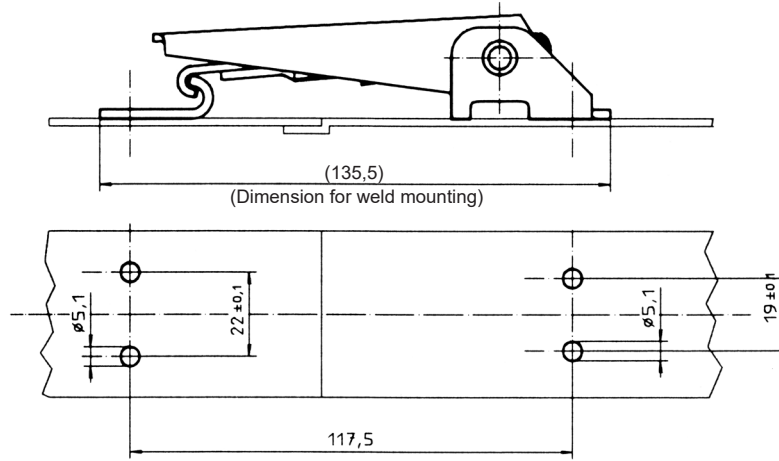
For footnotes refer to page H-1.

Style	Dimensions	Materials / Finish	Mounting Type ¹⁾	D	Part No.
Open 		Steel / zinc-plated, CrVI-free, clear passivation ²⁾	N	5,1	V18L13-1-1AGV
		Stainless steel	N	5,1	V18L13-1-1BF
		Stainless steel	S	-	V18L13-1-2BF
Closed 		Stainless steel	N	5,0	1449L07-1BP

For footnotes refer to page H-1.

Dimensions

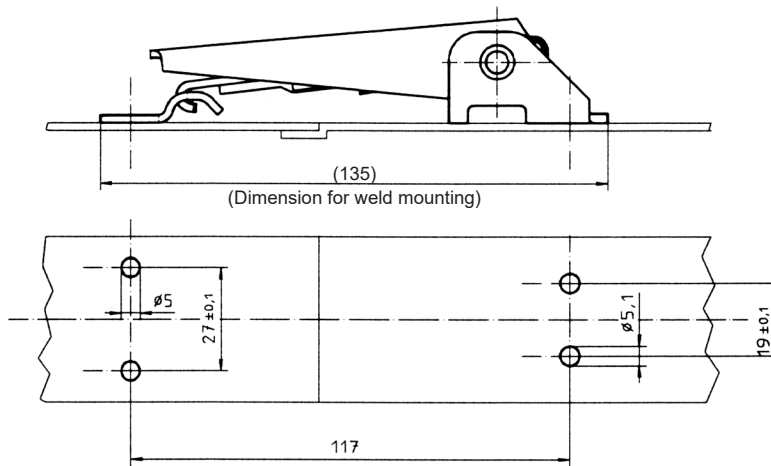
Tension latch / open strike



V18L01-*

V18L13-*

Tension latch / closed strike



V18L01-*

1449L07-*