

## Features

Max. tensile strength 1.330 N, working load 900 N.  
Small fastener giving a high tensile load.  
Wide range of stud head styles and receptacles.

## Selection Instructions

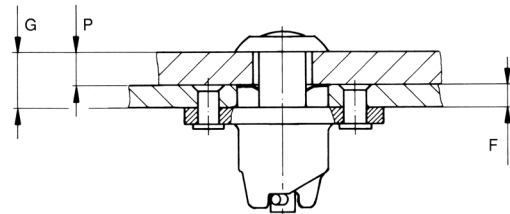
1. Select stud assembly and receptacle, page F-3 up to F-5, F-7 up to F-10.
2. Select stud accessories (retaining washer, gasket), page F-6 and F-7.
3. Select hex nut for receptacle, if necessary, page F-11.
4. Select stud length number from total thickness G using the formula and table on page F-2 (e.g. V26S01-\*AGV).

## Determining the stud length number when using receptacle:

### Type 1 + 3\*

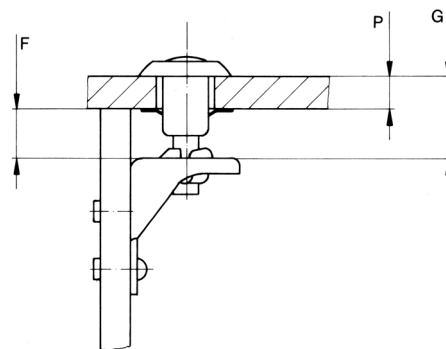
$$G = P + F$$

\* For Type 3: G = 9,9 mm min.



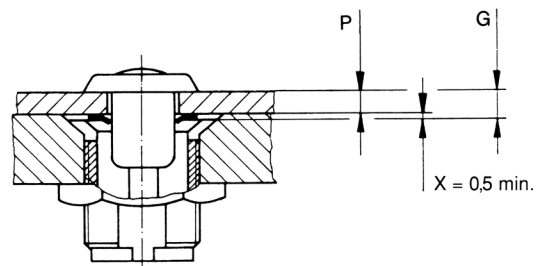
### Type 2

$$G = P + F \text{ (0,75 min.)}$$




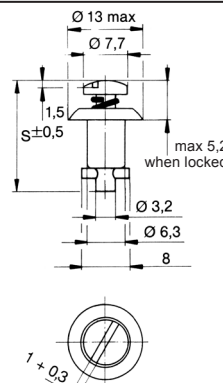

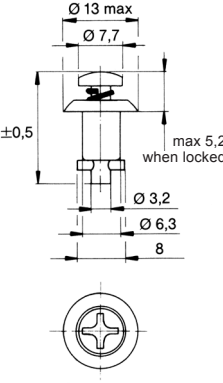

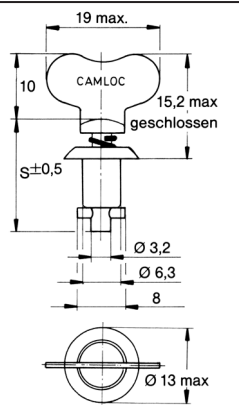
### Type 4

$$G = P + X \text{ (0,5 min.)}$$




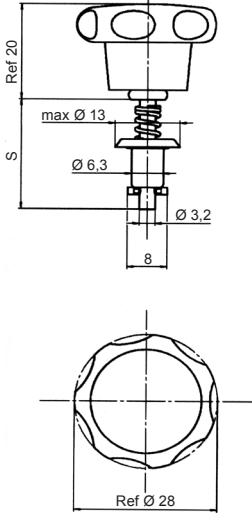

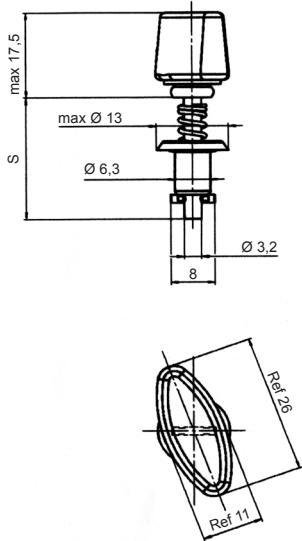

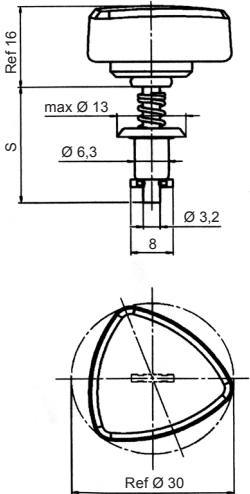
Total Thickness G	Stud Length No. When Using <b>Type 1 + 4</b> Receptacles	Total Thickness G	Stud Length No. When Using <b>Type 2</b> Receptacles	Total Thickness G	Stud Length No. When Using <b>Type 3</b> Receptacles
0,75 - 1,50	1	0,75 - 1,50	2	9,90 - 10,65	1
1,50 - 2,30	2	1,50 - 2,30	3	10,65 - 11,40	2
2,30 - 3,05	3	2,30 - 3,05	4	11,40 - 12,20	3
3,05 - 3,80	4	3,05 - 3,80	5	12,20 - 12,95	4
3,80 - 4,60	5	3,80 - 4,60	6	12,95 - 13,70	5
4,60 - 5,35	6	4,60 - 5,35	7	13,70 - 14,50	6
5,35 - 6,10	7	5,35 - 6,10	8	14,50 - 15,25	7
6,10 - 6,85	8	6,10 - 6,85	9	15,25 - 16,00	8
6,85 - 7,60	9	6,85 - 7,60	10	16,00 - 16,75	9
7,60 - 8,40	10	7,60 - 8,40	11	16,75 - 17,50	10
8,40 - 9,15	11	8,40 - 9,15	12	17,50 - 18,30	11
9,15 - 9,90	12	9,15 - 9,90	13	18,30 - 19,05	12
9,90 - 10,65	13	9,90 - 10,65	14	19,05 - 19,80	13
10,65 - 11,40	14	10,65 - 11,40	15	19,80 - 20,60	14
11,40 - 12,20	15	11,40 - 12,20	16	20,60 - 21,35	15
12,20 - 12,95	16	12,20 - 12,95	17	21,35 - 22,10	16
12,95 - 13,70	17	12,95 - 13,70	18	22,10 - 22,85	17
13,70 - 14,50	18	13,70 - 14,50	19	22,85 - 23,60	18
14,50 - 15,25	19	14,50 - 15,25	20	23,60 - 24,40	19
15,25 - 16,00	20	15,25 - 16,00	21	24,40 - 25,15	20
16,00 - 16,75	21	16,00 - 16,75	22	25,15 - 25,90	21
16,75 - 17,50	22	16,75 - 17,50	23	25,90 - 26,65	22
17,50 - 18,30	23	17,50 - 18,30	24	26,65 - 27,40	23
18,30 - 19,05	24	18,30 - 19,05	25	27,40 - 28,20	24
19,05 - 19,80	25	19,05 - 19,80	26	28,20 - 28,95	25
19,80 - 20,60	26	19,80 - 20,60	27	28,95 - 29,70	26
20,60 - 21,35	27	20,60 - 21,35	28	29,70 - 30,50	27
21,35 - 22,10	28	21,35 - 22,10	29	30,50 - 31,25	28
22,10 - 22,85	29	22,10 - 22,85	30	31,25 - 32,00	29
22,85 - 23,60	30	22,85 - 23,60	31	32,00 - 32,75	30
23,60 - 24,40	31	23,60 - 24,40	32	32,75 - 33,50	31
24,40 - 25,15	32	24,40 - 25,15	33	33,50 - 34,30	32
25,15 - 25,90	33	25,15 - 25,90	34	34,30 - 35,05	33
25,90 - 26,65	34	25,90 - 26,65	35	35,05 - 35,80	34
26,65 - 27,40	35	26,65 - 27,40	36	35,80 - 36,60	35
27,40 - 28,20	36	27,40 - 28,20	37	36,60 - 37,35	36
28,20 - 28,95	37	28,20 - 28,95	38	37,35 - 38,10	37
28,95 - 29,70	38	28,95 - 29,70	39	38,10 - 38,85	38
29,70 - 30,50	39	29,70 - 30,50	40	38,85 - 39,60	39
30,50 - 31,25	40	29,70 - 30,50	40	39,60 - 40,40	40

Other lengths on request.


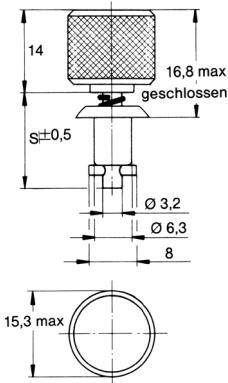

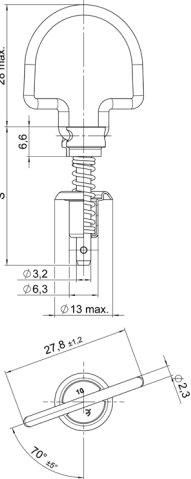
Style	Dimensions	Materials / Finish	°C	Part No.
<b>Slotted Recess Pan Head</b>  	 <p><math>S = 18,54 + (0,76 \times \text{length no.})</math></p>	Steel / zinc-plated, CrVI-free, clear passivation	120	<b>V26S01-*AGV</b>
		Steel / chrome-plated	120	<b>26S38-*</b>
		Stainless steel <sup>1)</sup>	200	<b>2600-*S</b>
		Steel / nickel-plated	120	<b>26S42-*</b>
<b>Cross Recess Pan Head</b>  	 <p><math>S = 18,54 + (0,76 \times \text{length no.})</math></p>	Steel / zinc-plated, CrVI-free, clear passivation	120	<b>V26S02-*AGV</b>
		Steel / nickel-plated	120	<b>26S39-*</b>
		Stainless steel <sup>1)</sup>	200	<b>26S51-*</b>
<b>Fixed Wing Handle</b>  	 <p><math>S = 18,54 + (0,76 \times \text{length no.})</math></p>	Steel / zinc-plated, CrVI-free, clear passivation	120	<b>V26S04-*AGV</b>
		Stainless steel <sup>1)</sup>	200	<b>2600-*SW</b>

\* Length no. from Table, page F-2.


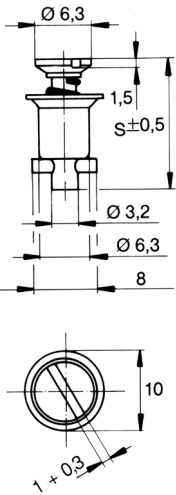

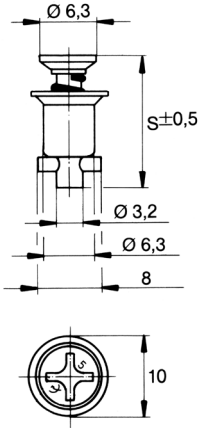
<sup>1)</sup> Max. Tensile strength 1.000 N, working load 700 N.

Style	Dimensions	Materials / Finish	°C	Part No.
<p><b>Star Form Handle Plastic</b></p> 		<p>Steel / zinc-plated, CrVI-free, clear passivation with plastic knob (PA6)</p> <p>Note: Not to be used with encapsulated receptacles</p>	-40 up to +60	<b>V26S06- *AGV</b>
<p><b>Fixed Wing Handle Plastic</b></p> 		<p>Steel / zinc-plated, CrVI-free, clear passivation with plastic knob (PA6)</p> <p>Note: Not to be used with encapsulated receptacles</p>	-40 up to +60	<b>V26S07- *AGV</b>
<p><b>Triangular Handle Plastic</b></p> 		<p>Steel / zinc-plated, CrVI-free, clear passivation with plastic knob (PA6)</p> <p>Note: Not to be used with encapsulated receptacles</p>	-40 up to +60	<b>V26S08- *AGV</b>

\* Length no. from Table, page F-2.

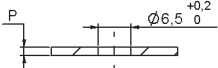
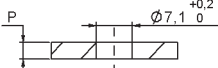
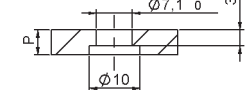
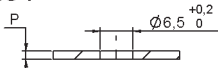
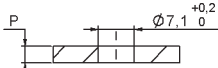
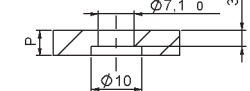
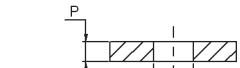
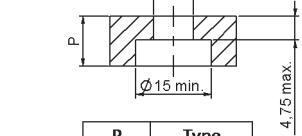
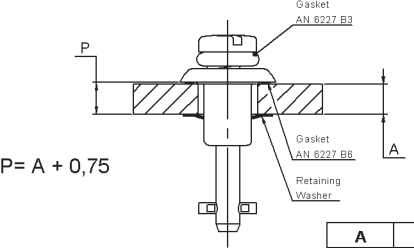
Style	Dimensions	Materials / Finish	°C	Part No.
<p><b>Knurled Head</b></p> 	 <p>S = 16,76 + (0,76 x length no.)</p>	Steel / chrome-plated	120	<b>26S34-*</b>
<p><b>Folding Bail Handle 180°</b></p> 		Steel / zinc-plated, CrVI-free, clear passivation	120	<b>V26S22 - *AGV</b>

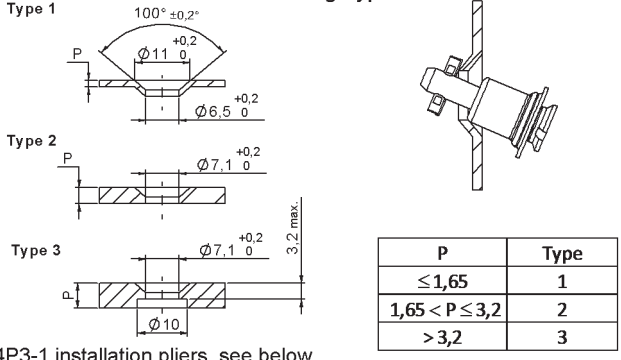
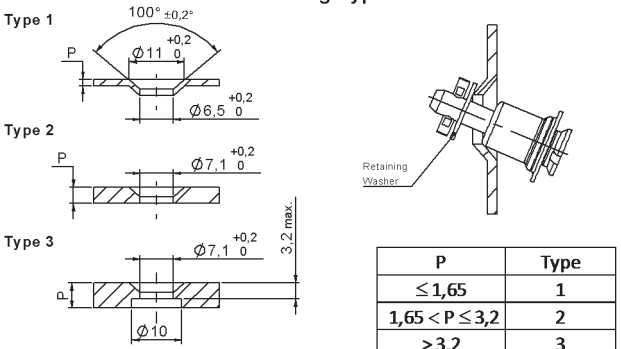
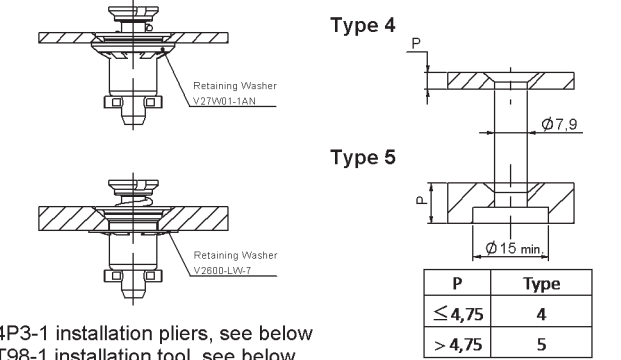
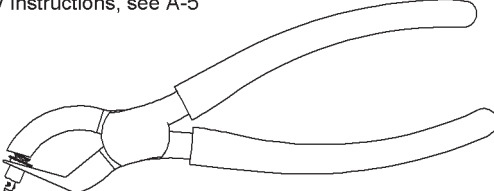
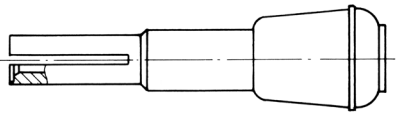
\* Length no. from Table, page F-2.

Style	Dimensions	Materials / Finish	°C	Part No.
<p><b>Slotted Recess Flush Head</b></p> 	 <p><math>S = 14,73 + (0,76 \times \text{length no.})</math></p>	<p>Steel / zinc-plated, CrVI-free, clear passivation</p> <p>Stainless steel <sup>1)</sup></p>	<p>120</p> <p>200</p>	<p><b>V27S01-*AGV</b></p> <p><b>2700-*S</b></p>
<p><b>Cross Recess Flush Head</b></p> 	 <p><math>S = 14,73 + (0,76 \times \text{length no.})</math></p>	<p>Steel / zinc-plated, CrVI-free, clear passivation</p>	<p>120</p>	<p><b>V27S02-*AGV</b></p>


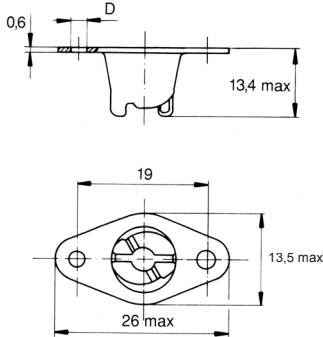

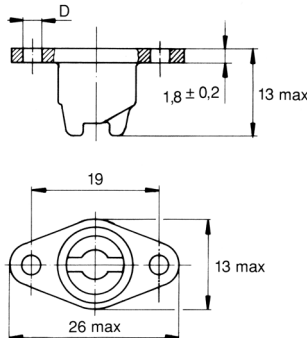

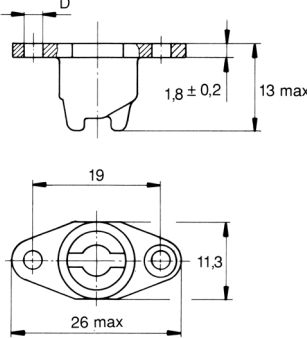

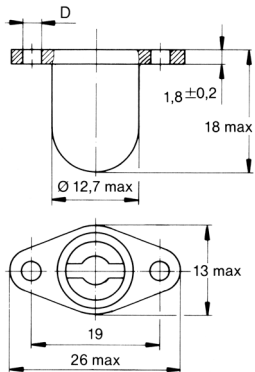
\* Length no. from Table, page F-2.


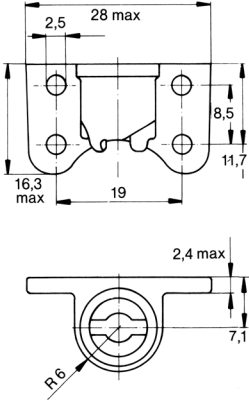

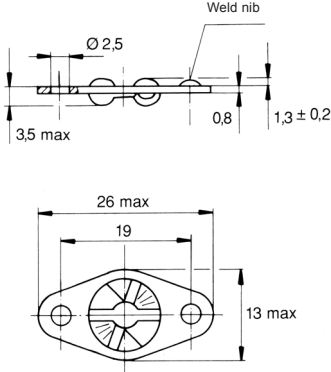
<sup>1)</sup>Max. Tensile strength 1.000 N, working load 700


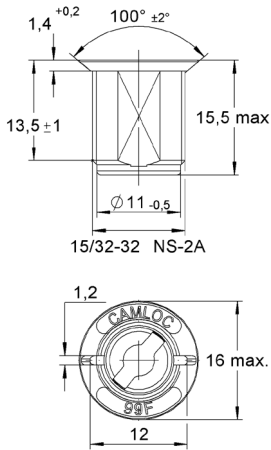

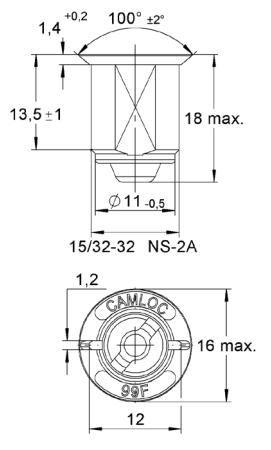
Installation Dimensions	Accessories	Material / Finish	Part No.								
<p><b>Stud Retention up to Dash No. 4 without Retaining Washer Floating Type</b></p> <p>Type 1 </p> <p>Type 2 </p> <p>Type 3 </p> <p>3,20 max.</p> <table border="1" data-bbox="550 604 790 728"> <thead> <tr> <th>P</th> <th>Type</th> </tr> </thead> <tbody> <tr> <td>≤ 1,65</td> <td>1</td> </tr> <tr> <td>1,65 &lt; P ≤ 3,2</td> <td>2</td> </tr> <tr> <td>&gt; 3,2</td> <td>3</td> </tr> </tbody> </table> <p>4P3-1 installation pliers, see F-8</p>	P	Type	≤ 1,65	1	1,65 < P ≤ 3,2	2	> 3,2	3	-	-	-
P	Type										
≤ 1,65	1										
1,65 < P ≤ 3,2	2										
> 3,2	3										
<p><b>Stud Retention from Dash No. 5 with Retaining Washer Floating Type</b></p> <p>Type 1 </p> <p>Type 2 </p> <p>Type 3 </p> <p>3,20 max.</p> <table border="1" data-bbox="550 1041 805 1164"> <thead> <tr> <th>P</th> <th>Type</th> </tr> </thead> <tbody> <tr> <td>≤ 1,65</td> <td>1</td> </tr> <tr> <td>1,65 &lt; P ≤ 3,2</td> <td>2</td> </tr> <tr> <td>&gt; 3,2</td> <td>3</td> </tr> </tbody> </table> <p>4P3-1 installation pliers, see F-8</p>	P	Type	≤ 1,65	1	1,65 < P ≤ 3,2	2	> 3,2	3	Retaining washer	Stainless steel	<b>2600-SW</b>
P	Type										
≤ 1,65	1										
1,65 < P ≤ 3,2	2										
> 3,2	3										
<p><b>Stud Retention with Retaining Washer Fixed installed</b></p> <p>Type 4 </p> <p>Type 5 </p> <p>4,75 max.</p> <table border="1" data-bbox="598 1523 774 1612"> <thead> <tr> <th>P</th> <th>Type</th> </tr> </thead> <tbody> <tr> <td>≤ 4,75</td> <td>4</td> </tr> <tr> <td>&gt; 4,75</td> <td>5</td> </tr> </tbody> </table> <p>4P3-1 installation pliers, see F-8 T98-1 installation tool, siehe F-8</p>	P	Type	≤ 4,75	4	> 4,75	5	Retaining washer	Stainless steel Not for chrome-plated parts	<b>V2600-LW-7</b>		
P	Type										
≤ 4,75	4										
> 4,75	5										
<p><b>Series 2600 Sealed only for Recess Types Slotted or Cross only in combination with Retaining Washer V2600-LW-7</b></p> <p></p> <p><math>P = A + 0,75</math></p> <table border="1" data-bbox="598 1960 774 2049"> <thead> <tr> <th>A</th> <th>Type</th> </tr> </thead> <tbody> <tr> <td>≤ 4,00</td> <td>4</td> </tr> <tr> <td>&gt; 4,00</td> <td>5</td> </tr> </tbody> </table> <p>4P3-1 installation pliers, see F-8 T98-1 installation tool, siehe F-8</p>	A	Type	≤ 4,00	4	> 4,00	5	Gaskets	Rubber (100°C)  Rubber (100°C)	<b>AN6227-B6</b>  <b>AN6227-B3</b>		
A	Type										
≤ 4,00	4										
> 4,00	5										

Installation Dimensions	Accessories	Material / Finish	Part No.
<p><b>Stud Retention up to Dash No. 4 without Retaining Washer Floating Type</b></p>  <p>4P3-1 installation pliers, see below</p>	-	-	-
<p><b>Stud Retention from Dash No. 5 with Retaining Washer Floating Type</b></p>  <p>4P3-1 installation pliers, see below</p>	Retaining washer	Stainless steel	<b>2600-SW</b>
<p><b>Stud Retention with Retaining Washer Fixed installed</b></p>  <p>4P3-1 installation pliers, see below T98-1 installation tool, see below</p>	Retaining washer	Stainless steel Steel / nickel-plated	<b>V2600-LW-7</b> <b>V27W01-1AN</b>
<p>Assembly Instructions, see A-5</p> 	Stud Installation pliers		<b>4P3-1</b>
<p>Assembly Instructions, see A-5</p> 	V2600-LW-7 and V27W01-1AN retaining washer installation tool		<b>T98-1</b>



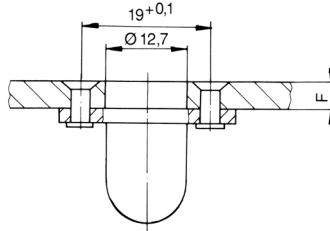
Style	Dimensions	Materials / Finish	D	°C	Part No.
<p><b>Type 1 Lightweight</b></p> 		Steel / zinc-plated, CrVI-free, clear passivation	2,6	120	<b>V26R6-1AGV</b>
<p><b>Type 1 Cast</b></p> 		Hard bronze / zinc-plated, CrVI-free, clear passivation  Hard bronze / zinc-plated, CrVI-free, clear passivation  Stainless steel	2,5  3,3  2,5	120  120  200	<b>V212-12-1FGV</b>  <b>V212-12-2FGV</b>  <b>212-12S</b>
<p><b>Type 1 Narrow Width</b></p> 		Hard bronze / zinc-plated, CrVI-free, clear passivation	2,5	120	<b>V212-12N-1FGV</b>
<p><b>Type 1 Encapsulated</b></p> 		Hard bronze / zinc-plated, CrVI-free, clear passivation  Capsule: Steel / zinc-plated, CrVI-free, clear passivation  Stainless steel	2,5  2,5	120  150	<b>26R16-1FGV</b>  <b>26R18-1-1AA</b>

Style	Dimensions	Materials / Finish	°C	Part No.
<p><b>Type 2 Side Mounting</b></p> 		<p>Aluminium / anodized</p>	<p>175</p>	<p><b>26R1-1</b></p>
<p><b>Type 3 Rivet / Screw or Weld Mounting</b></p> 		<p><b>Rivet / Screw Mounting</b> Steel / zinc-plated, CrVI-free, clear passivation</p> <p>Stainless steel</p> <p><b>Welding</b> Stainless steel</p>	<p>120</p> <p>200</p> <p>-</p>	<p><b>V312-12AGV</b></p> <p><b>312-12S</b></p> <p><b>312-12WS</b></p>

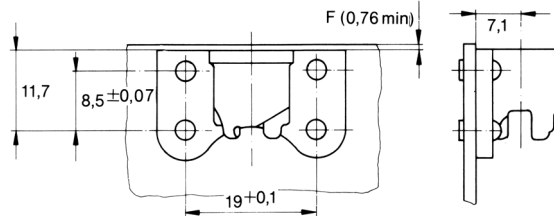
Style	Dimensions	Materials / Finish	°C	Part No.
<p><b>Type 4 Single Hole Mounting</b></p> 		<p>Zinc die cast / zinc-plated, CrVI-free, clear chromate</p>	<p>100</p>	<p><b>99R10-01A1</b></p>
<p><b>Type 4 Single Hole Mounting Encapsulated</b></p> 		<p>Zinc die cast / zinc-plated, CrVI-free, clear chromate</p> <p>Capsule: Stainless steel</p>	<p>100</p>	<p><b>99E10-01</b></p>

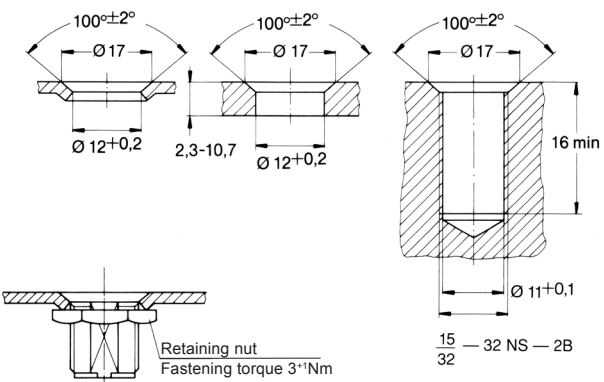
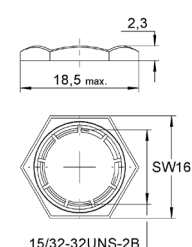
Installation Dimensions

**Type 1 + 3 Receptacles Hole Pattern**



**Type 2 Receptacle Hole Pattern (Side Mounting)**



Installation Dimensions	Accessories	Materials / Finish	Part No.
<p><b>Installation Options Type 4 Receptacle</b></p>  <p>Retaining nut Fastening torque 3<sup>**</sup>Nm</p> <p>15 — 32 NS — 2B</p>	<p>Retaining nut</p>  <p>15/32-32UNS-2B</p> <p>Tap</p>	<p>Steel / zinc-plated, CrVI-free, clear chromate</p>	<p><b>99N10-01A1</b></p> <p><b>15/32-32NS-2B</b></p>