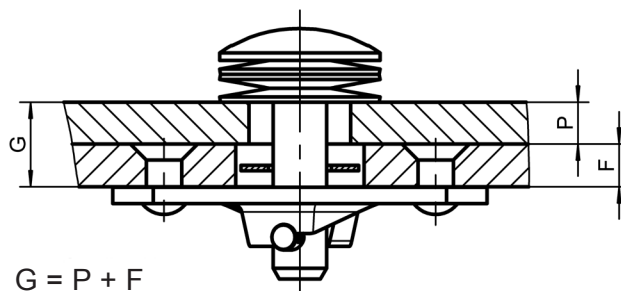


Features

Max. tensile strength 3.700 N, working load 2.600 N.
Small fastener giving high tensile load.
Flat receptacle.
High preload.

Selection Instructions


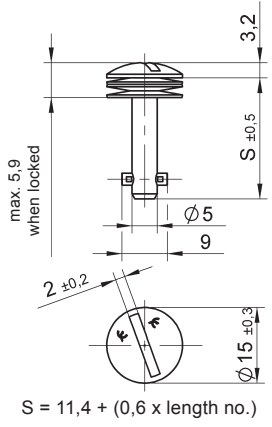

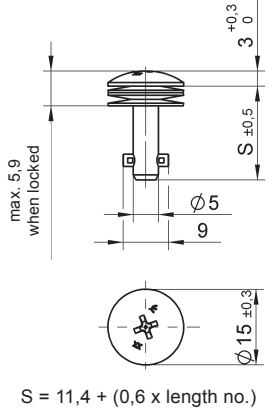

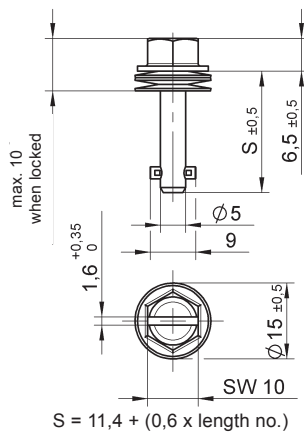
1. Select stud assembly and receptacle, page E-2 to E-4 and E-6.
2. Select retaining washer, page E-5.
3. Select stud length number from total thickness G using the formula and table below (e.g. 50E8-*AGV).



Stud Length Table


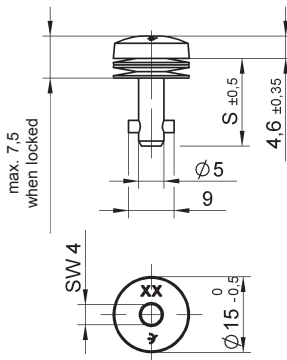

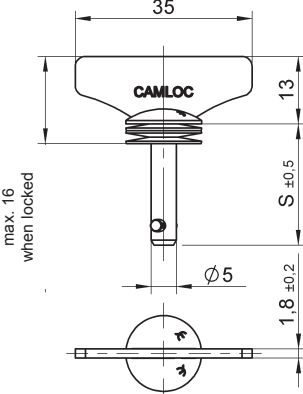

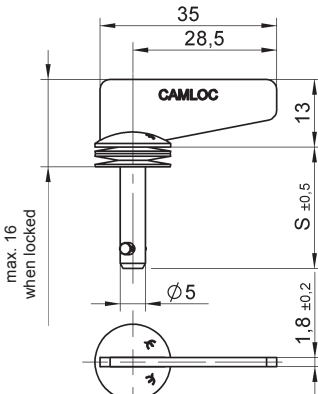
Total Thickness G	Stud Length No.	Total Thickness G	Stud Length No.
0,50 - 1,10	2	10,70 - 11,30	19
1,10 - 1,70	3	11,30 - 11,90	20
1,70 - 2,30	4	11,90 - 12,50	21
2,30 - 2,90	5	12,50 - 13,10	22
2,90 - 3,50	6	13,10 - 13,70	23
3,50 - 4,10	7	13,70 - 14,30	24
4,10 - 4,70	8	14,30 - 14,90	25
4,70 - 5,30	9	14,90 - 15,50	26
5,30 - 5,90	10	15,50 - 16,10	27
5,90 - 6,50	11	16,10 - 16,70	28
6,50 - 7,10	12	16,70 - 17,30	29
7,10 - 7,70	13	17,30 - 17,90	30
7,70 - 8,30	14	17,90 - 18,50	31
8,30 - 8,90	15	18,50 - 19,10	32
8,90 - 9,50	16	19,10 - 19,70	33
9,50 - 10,10	17	19,70 - 20,30	34
10,10 - 10,70	18	20,30 - 20,90	35

Other lengths on request.

Style	Dimensions	Materials / Finish	°C	Part No.
<p>Slotted Recess Head</p> 	 <p>S = 11,4 + (0,6 x length no.)</p>	<p>Steel / zinc-plated, CrVI-free, clear passivation</p> <p>Stainless steel ¹⁾</p>	<p>120</p> <p>200</p>	<p>50E8-*AGV</p> <p>50E8-*S</p>
<p>Cross Recess Head</p> 	 <p>S = 11,4 + (0,6 x length no.)</p>	<p>Steel / zinc-plated, CrVI-free, clear passivation</p>	<p>120</p>	<p>50E71-*AGV</p>
<p>Hex Head Slotted Recess</p> 	 <p>S = 11,4 + (0,6 x length no.)</p>	<p>Steel / zinc-plated, CrVI-free, clear passivation</p>	<p>120</p>	<p>50E91-*AGV</p>

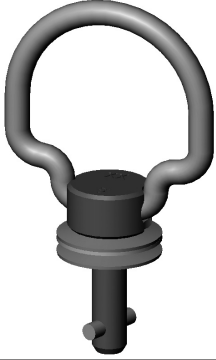
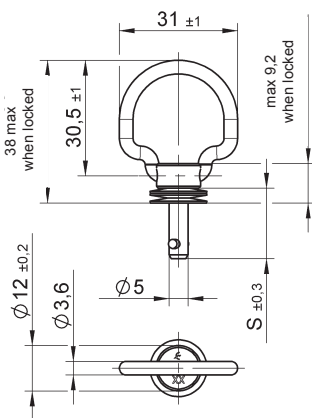

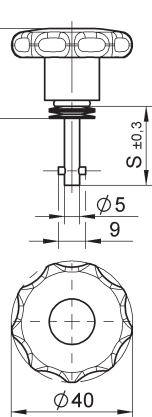

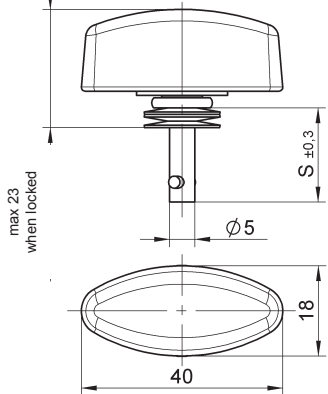

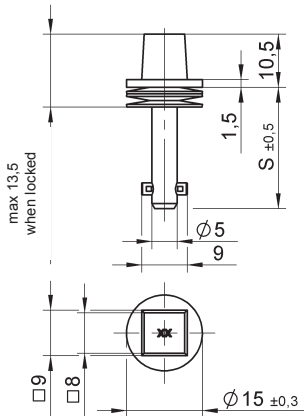
* Length no. from Table, page E-1.

¹⁾Max. tensile strength 2.600 N, working load 1.700 N.

Style	Dimensions	Materials / Finish	°C	Part No.
<p>Hex Recess Head</p> 	 <p>$S = 11,4 + (0,6 \times \text{length no.})$</p>	Steel / zinc-plated, CrVI-free, clear passivation	120	50E61-*AGV
<p>Fixed Wing Handle</p> 	 <p>$S = 11,4 + (0,6 \times \text{length no.})$</p>	Steel / zinc-plated, CrVI-free, clear passivation Stainless steel ¹⁾	120 200	50E8-*WAGV 50E8-*WS
<p>Offset Fixed Wing Handle</p> 	 <p>$S = 11,4 + (0,6 \times \text{length no.})$</p>	Steel / zinc-plated, CrVI-free, clear passivation Stainless steel ¹⁾	120 200	50E8-*W0AGV 50E8-*W0S

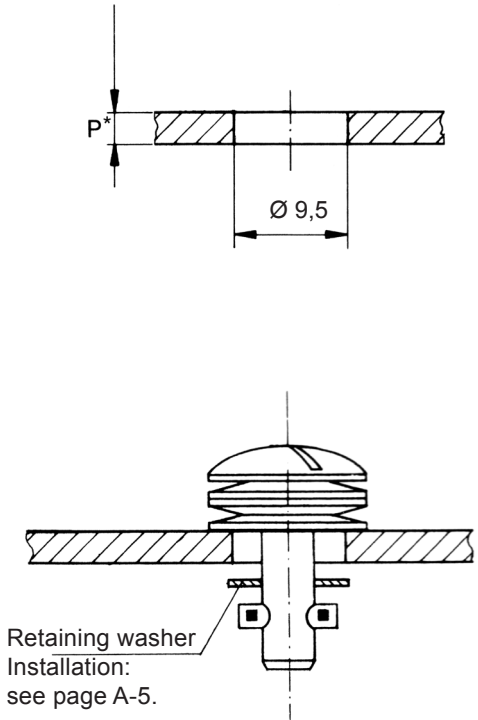
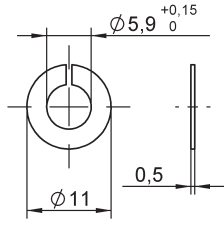
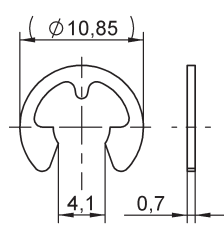
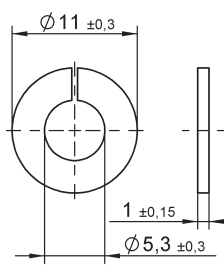
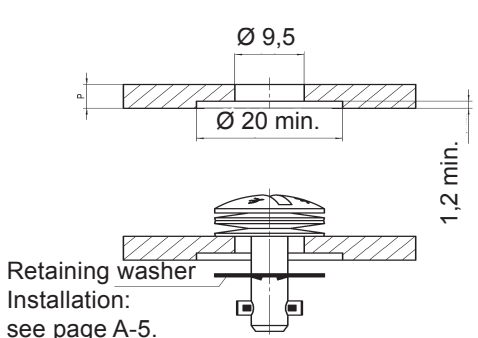
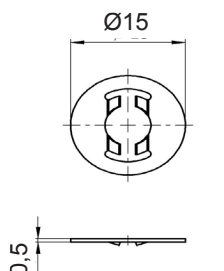

* Length no. from Table, page E-1.


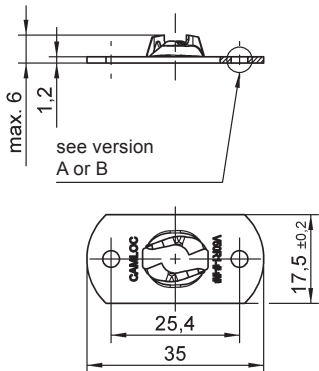
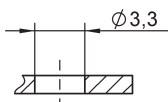
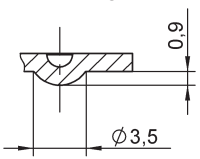
¹⁾ Max. tensile strength 2.600 N, working load 1.700 N.

Style	Dimensions	Materials / Finish	°C	Part No.
Folding Bail Handle 180° 		Steel / zinc-plated, CrVI-free, clear passivation	120	50E19-*AGV
Star Form Handle Plastic 		Steel / zinc-plated, CrVI-free, clear passivation with plastic knob (PA 6) Stainless steel ¹⁾ with plastic knob	-40 up to +60 -40 up to +60	50E81-*AGV 50E81-*CP
Fixed Wing Handle Plastic 		Steel / zinc-plated, CrVI-free, clear passivation with plastic knob (PA 6) Stainless steel ¹⁾ with plastic knob	-40 up to +60 -40 up to +60	50E83-*AGV 50E83-*CP
Square Head 		Steel / zinc-plated, CrVI-free, clear passivation	120	50E7-*AGV

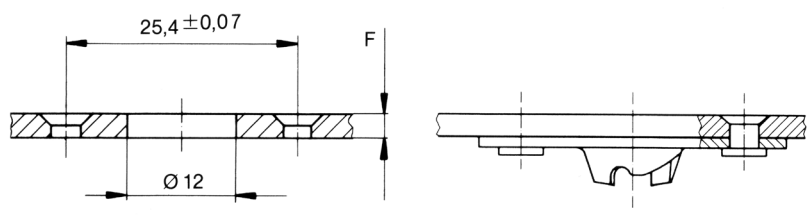
* Length no. from Table, page E-1.

¹⁾ Max. tensile strength 2.600 N, working load 1.700 N.

Installation Dimensions	Accessories	Material / Finish	Part No.
 <p>Retaining washer Installation: see page A-5.</p>	<p>Retaining washer (loose)</p>  <p>Retaining washer (fixed)</p>  <p>Retaining washer (loose)</p> 	<p>Stainless steel</p> <p>Stainless steel</p> <p>Plastic (PA6) / natural colour</p> <p>Working temperature: -40°C + 120°C</p> <p>ADVANTAGE: Plastic retaining washer to be assembled without tooling.</p>	<p>4002-SW-SS</p> <p>50E2-3BP</p> <p>50W204-01K</p>
<p>*For P up to 2 mm Ø 8 +0,2 for installation without retaining washer</p>  <p>Retaining washer Installation: see page A-5.</p>	<p>Retaining washer (loose)</p> 	<p>Stainless steel</p>	<p>50W17-1BP</p>
	<p>Mounting tool for retaining washer 50W17-1BP</p>	<p>50T01-1DR</p>	

Style	Dimensions	Materials / Finish	°C	Part No.
Rivet- / Screw or Weld Mounting 	 <p>max. 6 1.2 see version A or B</p> <p>25,4 35 17,5 ±0,2</p> <p>CAMLOC</p>	Rivet / Screw Mounting Steel / zinc-plated, CrVI-free, clear passivation	120	V50R1-1-1AGV
		Stainless steel	200	V50R1-1-1BP
		Welding Steel / zinc-plated	-	V50R1-1-2AZ
		Steel / oil coated	-	V50R1-1-2AR
	Version A Rivet/Screw Mounting  <p>Ø3,3</p>			
	Version B Welding  <p>0,9 Ø3,5</p>			

Receptacle Installation Instructions

Installation Dimensions
<p align="center">Rivet- / Screw or Weld Mounting</p>  <p>25,4 ±0,07 Ø12 F</p>