

## Features

Max. tensile strength 670 N, working load 450 N.  
Plastic washer stud assembly to protect decorative surfaces.  
Spring loaded receptacle.

## Selection Instructions

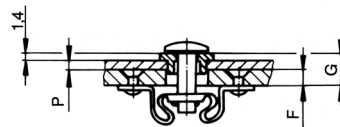
1. Select stud assembly and receptacle, page B-2 und B-4.
2. Select retaining washer or grommet, page B-3.
3. Select stud length number from total thickness G using the formula and table below (e.g. V5S5-\*AGV).

### Determining the stud length number:

With retaining washer  
 $G = P + F$




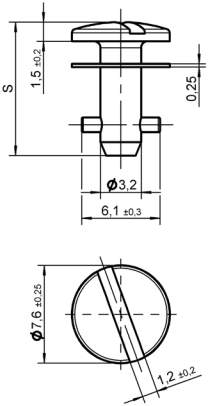

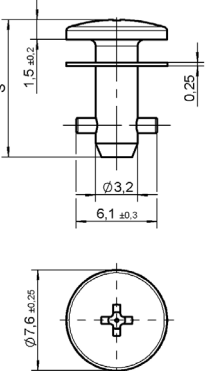
With Grommet  
 $G = P + F + 1,4$   
 $G_{\min} = 3,9 \text{ mm}$



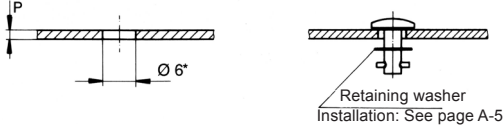
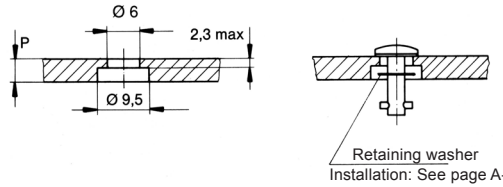
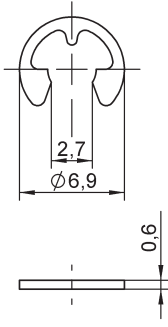
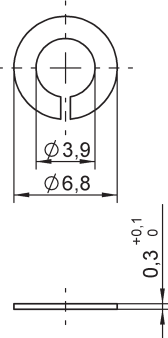
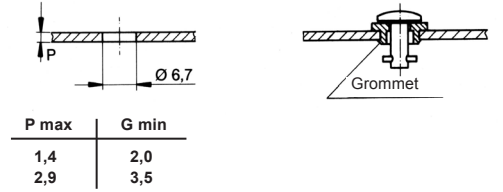
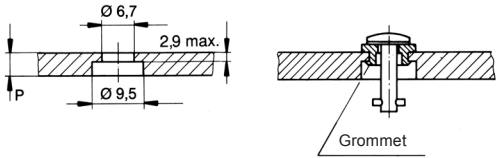
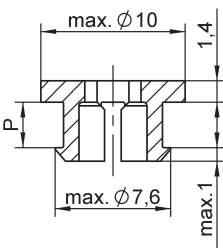
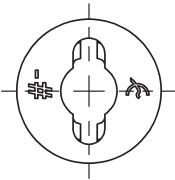
## Stud Length Table


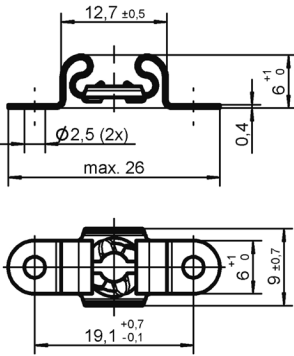
Total Thickness G	Stud Length No. When Using Receptacles
0,50 - 0,90	1
0,90 - 1,30	2
1,30 - 1,65	3
1,65 - 2,05	4
2,05 - 2,40	5
2,40 - 2,80	6
2,80 - 3,20	7
3,20 - 3,55	8
3,55 - 3,95	9
3,95 - 4,30	10
4,30 - 4,70	11
4,70 - 5,10	12
5,10 - 5,45	13
5,45 - 5,85	14
5,85 - 6,20	15
6,20 - 6,60	16
6,60 - 7,00	17
7,00 - 7,35	18
7,35 - 7,75	19
7,75 - 8,15	20
8,15 - 8,50	21

Other lengths on request.

Style	Dimensions	Materials / Finish	°C	Part No.
<b>Slotted Recess Head</b>  	 $S = 6,70 + (0,38 \times \text{length no.})$	Steel / zinc-plated, CrVI-free, clear passivation with plastic washer (PA6)	100	<b>V5S5- *AGV</b>
		Steel / nickel-plated with plastic washer (PA6)	100	<b>5S27-*</b>
<b>Cross Recess Head</b>  	 $S = 6,70 + (0,38 \times \text{length no.})$	Steel / zinc-plated, CrVI-free, clear passivation with plastic washer (PA6)	100	<b>V5S21- *AGV</b>
		Stainless steel with stainless steel washer (tensile strength 470 N max. working load 300 N)	200	<b>5S15-*</b>

\* Length no. from Table, page B-1.  
 For installation dimensions see page B-3.

Installation Dimensions	Accessories	Material / Finish	Panel Thickness P	Part No.						
<p><b>Retaining Washer</b> Panel Thickness P up to 2,3</p>  <p><b>Panel thickness P over 2,3</b></p>  <p>* For P up to 1,4 : Ø 5,6 for installation without retaining washer</p>	<p>Retaining washer</p>  <p>Retaining washer</p> 	<p>Steel/zinc-plated, CrVI-free, clear passivation</p> <p>Stainless steel</p>	<p></p>	<p><b>V5W3-1AG</b></p> <p><b>5S3-2</b></p>						
<p><b>Snap-In Grommet</b> Panel thickness P up to 2,9</p>  <table border="1" data-bbox="207 1668 383 1747"> <thead> <tr> <th>P max</th> <th>G min</th> </tr> </thead> <tbody> <tr> <td>1,4</td> <td>2,0</td> </tr> <tr> <td>2,9</td> <td>3,5</td> </tr> </tbody> </table> <p><b>Panel thickness P over 2,9</b></p> 	P max	G min	1,4	2,0	2,9	3,5	<p>Grommet</p>  	<p>Plastic (PA6) black</p>	<p>to 1,4</p> <p>1,8 - 2,9</p>	<p><b>5S72-5-1AA</b></p> <p><b>5S72-9-1AA</b></p>
P max	G min									
1,4	2,0									
2,9	3,5									

Style	Dimensions	Materials / Finish	°C	Part-No.
<b>Type 1 Rivet / Screw Mounting</b>  		Steel / zinc flake coated	180	<b>V5R2-1AK7</b>
		Stainless steel	200	<b>5R2-3</b>

### Receptacle Installation Instructions

Dimensions
<p align="center"><b>Rivet / Screw Mounting</b></p> 