

Features

Max. tensile strength 700 N, working load 480 N.

Increased grip range.

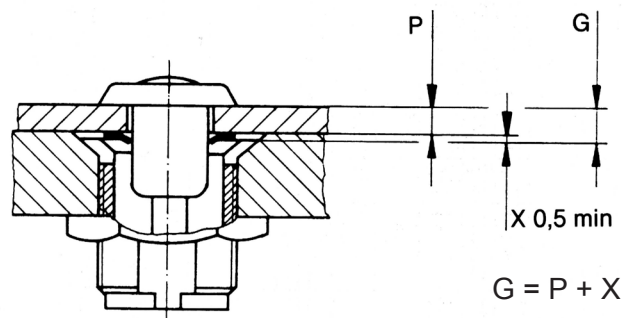
Externally threaded receptacles for use in castings or on panels with a retaining nut (see page C-3).

Encapsulated design, splash-proof.

Selection Instructions


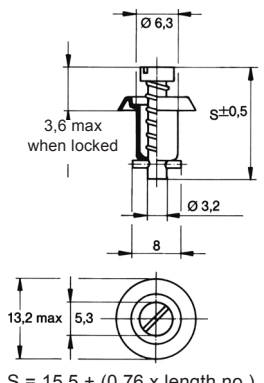
1. Select stud assembly and receptacle, page C-2 and C-3.
2. Select hex nut for receptacle, if necessary, page C-3.
3. Select stud retaining washer, page C-2.
4. Select stud length number from total thickness G using the formula and table below (e.g. 99S10-01AG).

Determining the stud length number:



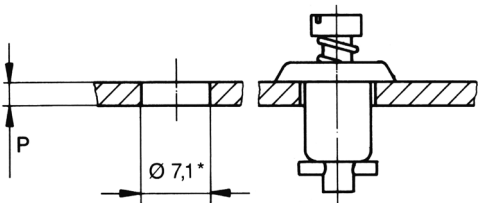
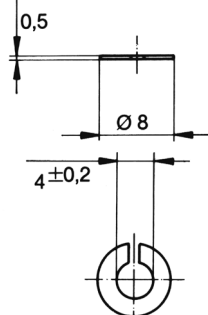
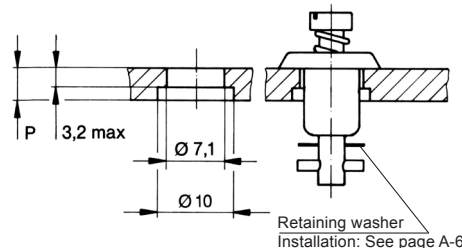
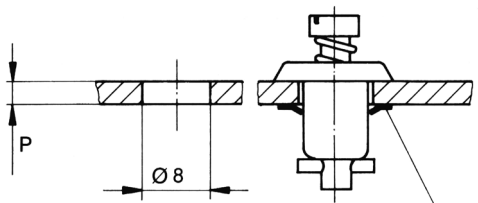
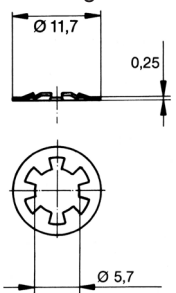
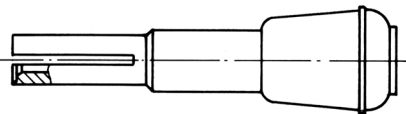
Total Thickness G	Stud Length No.
0,5 - 1,5	01
1,5 - 3,0	03
3,0 - 4,5	05
4,5 - 6,0	07
6,0 - 7,5	09
7,5 - 9,0	11
9,0 - 10,5	13
10,5 - 12,0	15
12,0 - 13,5	17
13,5 - 15,0	19


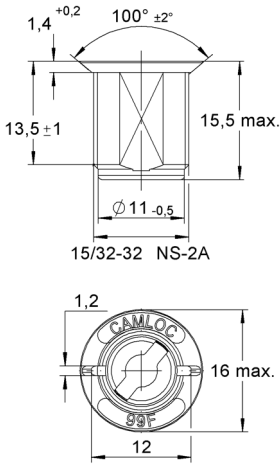

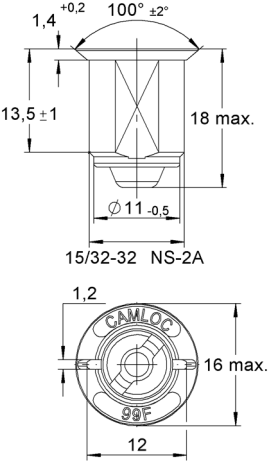
Other lengths on request.

Style	Dimensions	Materials / Finish	°C	Part No.
Slotted Recess Head 	 <p>S = 15,5 + (0,76 x length no.)</p>	Steel / zinc-plated, CrVI-free, clear passivation	100	V99S10-*AG

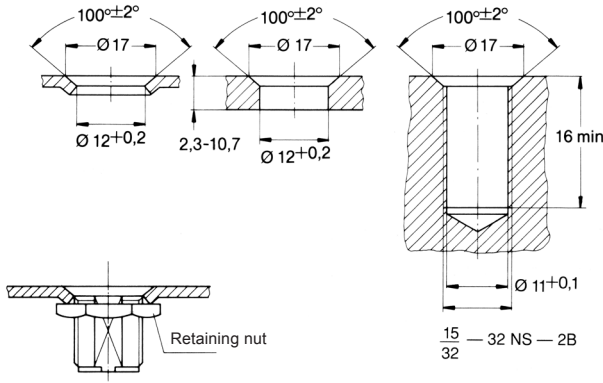
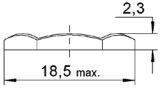
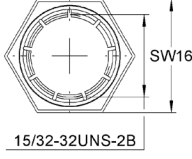
* Length no. from Table, see page C-1.

Stud Installation Instructions

Installation Dimensions	Accessories	Materials / Finish	Part No.
Panel Thickness P 0,5 - 3,2  <p>* For P up to 1,65 m Ø 6,5 for installation without retaining washer</p>	Retaining washer 	Stainless steel	2600-SW
Panel Thickness P over 3,2  <p>Retaining washer Installation: See page A-6.</p>			
Panel Thickness P 0,50 - 4,75  <p>Retaining washer Installation: See page A-6.</p>	Retaining washer 	Steel / zinc-plated, CrVI-free, transparent passivated Stainless steel	99W10-01A1 V2600-LW-7
	Mounting tool for retaining washer V2600-LW-7 and 99W10-01A1		T98-1

Style	Dimensions	Materials / Finish	°C	Part No.
<p>Open</p> 		Zinc die casting / zinc-plated, CrVI-free, clear passivation	100	99R10-01A1
<p>Encapsulated</p> 		Zinc die casting / zinc-plated, CrVI-free, clear passivation Capsule: Stainless steel	100	99E10-01

Receptacle Installation Instructions

Installation Dimensions	Accessories	Materials / Finish	Part No.
 <p>Retaining nut</p> <p>Installation torque 3 Nm</p>	<p>Retaining nut</p>   <p>Tap</p>	Steel / zinc-plated, CrVI-free, clear passivation	99N10-01A1 15/32-32 NS-2B