

Features

- Max. tensile strength 1.200 N, working load 800 N.
- 1/4 turn to open, close with a push of the finger
- Wide grip range
- Tool or hand operated
- Fast installation of snap-in spring receptacle.
- No tools required for the installation of the stud and washer.
- Tool operated stud has combination recess.

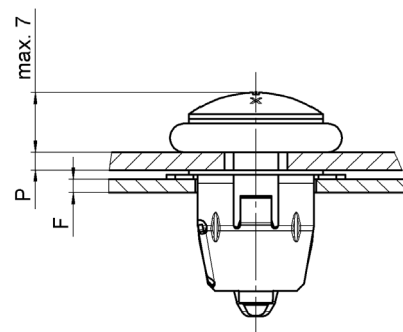
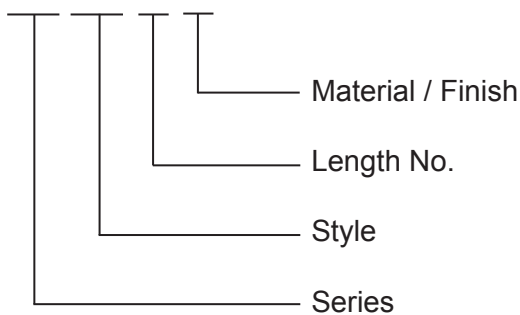
Selection Instructions

1. Select stud assembly according to panel thickness P, page O-2 and spring clip according to frame thickness F, page O-4.
2. Select Compensating washer and Retaining washer, page O-3.
3. Select stud length number from panel thickness P using the formula and table below (e.g. 720S01-*B).


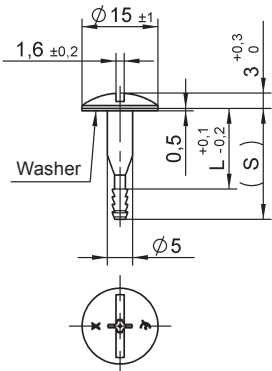

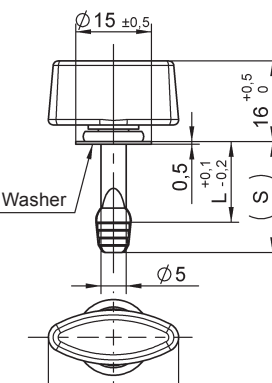
Part no. example

Stud, slot-cross recess

720 S01 -1 B

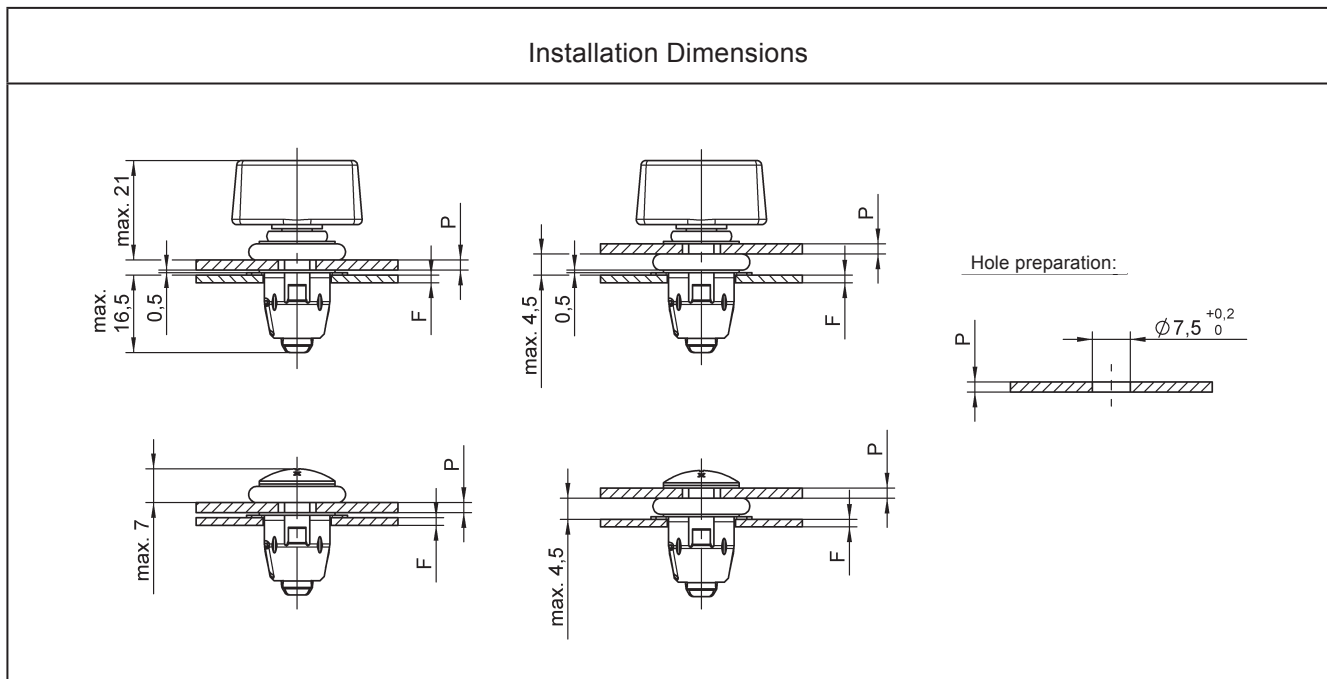



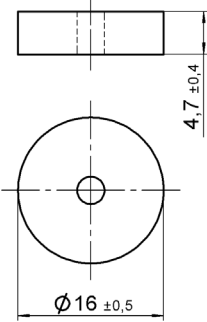

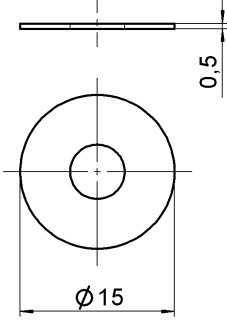
| Panel Thickness P | Slot-Cross Recess Length No. | Wing Head Stud Length No. | Dimension L +0,1/-0,2 | Dimension (S) |
|----------------------|---------------------------------|------------------------------|--------------------------|------------------|
| 1,00 - 4,00 | 1 | 1 | 16 | 21 |
| 4,00 - 7,00 | 2 | 2 | 19 | 24 |
| 7,00 - 10,00 | 3 | 3 | 22 | 27 |

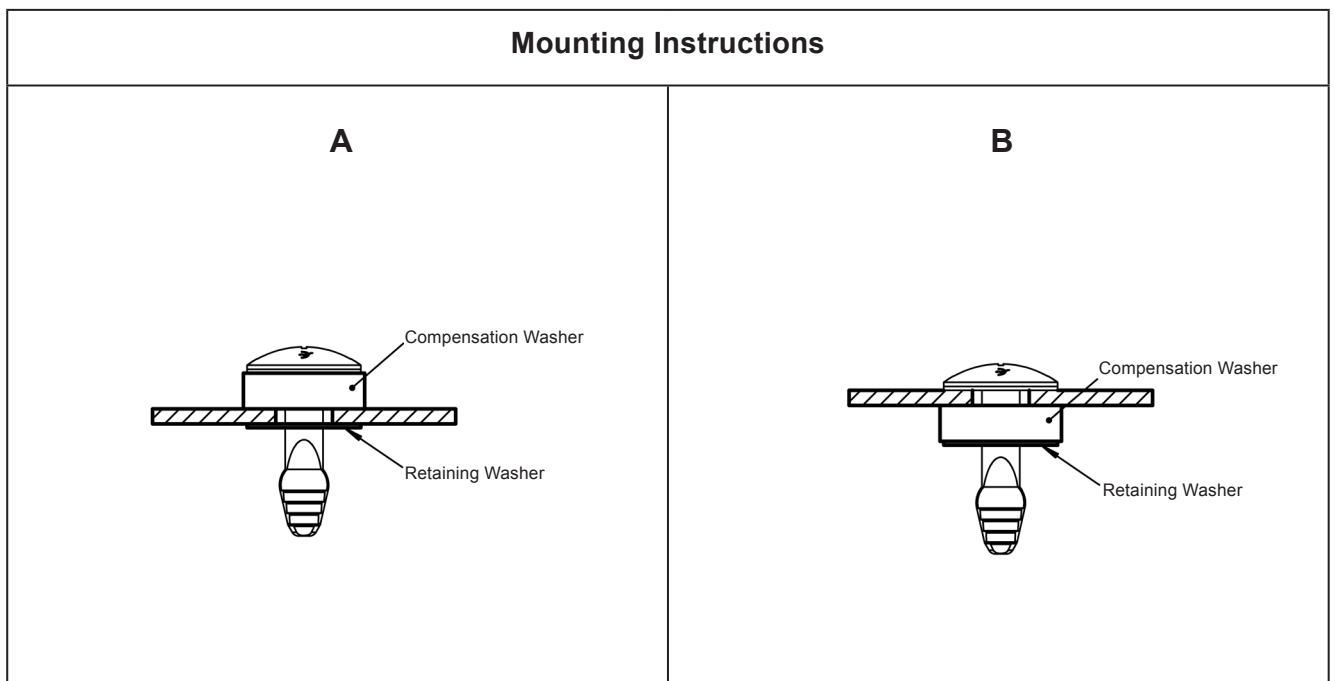
| Style | Dimensions | Materials / Finish | °C | Part No. |
|--|--|---|---------------------|------------------|
| Slot-Cross Recess Head  |  <p>L + (S) see table page O-1</p> | Stainless steel Washer: PA6 natural | -20 up to +70 | 720S01-*B |
| Fixed Wing Handle Plastic  |  <p>L + (S) see table page O-1</p> | Stainless steel Knob: PA6 black Washer: PA6 natural | -20 up to +70 | 720S02-*B |


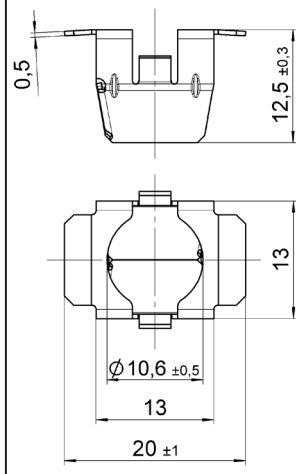
* Length no. from Table, see page O-1.

Stud Installation Instructions

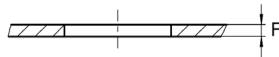
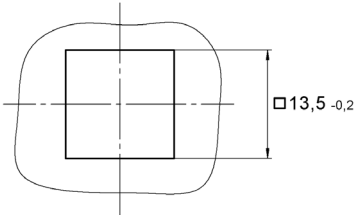
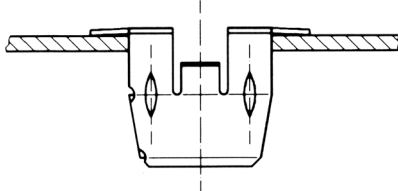


| Style | Dimensions | Materials / Finish | °C | Part No. |
|---|--|-----------------------|---------------------|------------------|
| <p>Compensating Washer</p>  |  | PU - Elastomer yellow | -20 up to +70 | 720W01-2K |
| <p>Retaining Washer</p>  |  | Polyamid natural | -20 up to +70 | 50E15-1K |



| Style | Dimensions | Materials / Finish | Frame Thickness F | °C | Part No. |
|---|---|--------------------|-------------------|---------------------|------------------|
| Spring Clip  |  | Stainless steel | 1,0 - 1,5 | -20 up to +70 | 720R01-1B |
| | | | 1,5 - 2,0 | | 720R01-2B |
| | | | 2,0 - 2,5 | | 720R01-3B |
| | | | 2,5 - 3,0 | | 720R01-4B |

Installation Instructions

| Installation Dimensions | |
|--|---|
|  |  |
|  | |